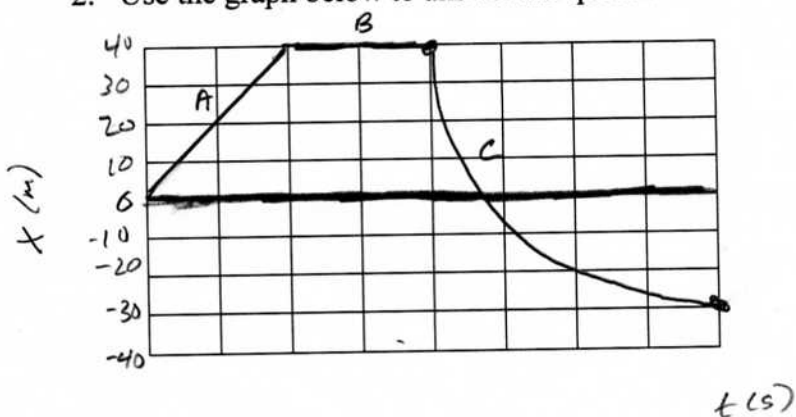


1. For each example, sketch the missing graph, or give the missing description of motion.

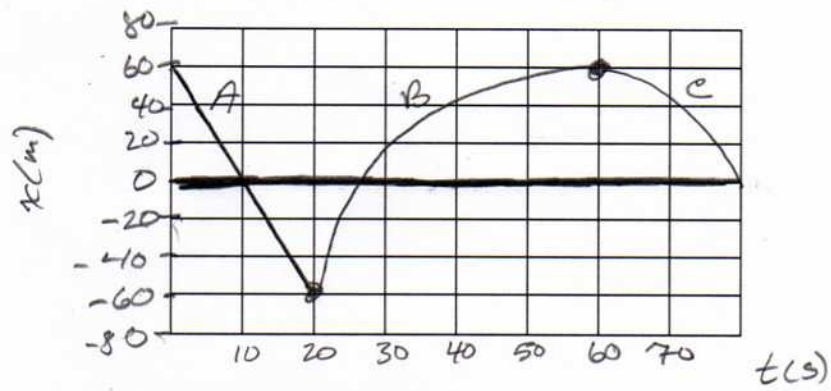
Descript <sup>n</sup>	x vs. t	v vs t
speeding up, forward		

2. Use the graph below to answer the questions.



- Describe the motion for each section.
- What is the average velocity for each section?
- What is the displacement for section C?

3. Use the graph below to answer the questions.

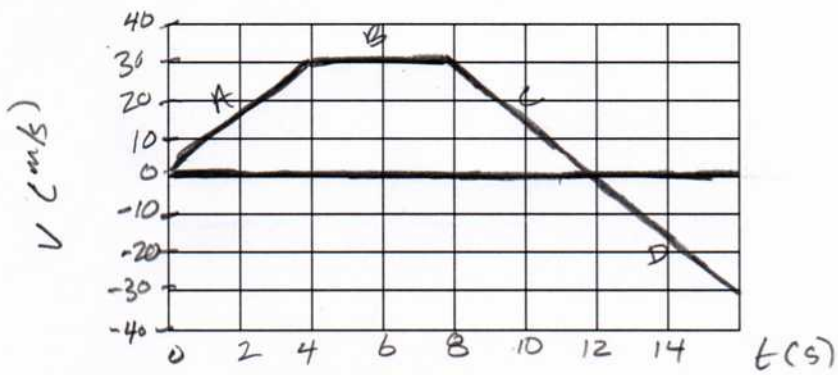


a. Describe the motion for each section.

b. What is the average velocity for each section?

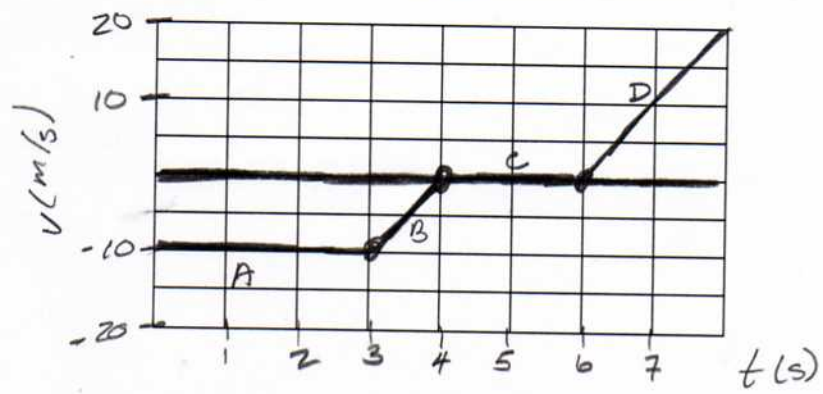
c. What is the displacement for section C?

4. Use the graph below to answer the questions.



- Describe the motion for each section.
- What is the average velocity for each section?
- What is the displacement for each section?
- What is the acceleration for each section?

5. Use the graph below to answer the questions.



- Describe the motion for each section.
- What is the average velocity for each section?
- What is the displacement for each section?
- What is the acceleration for each section?